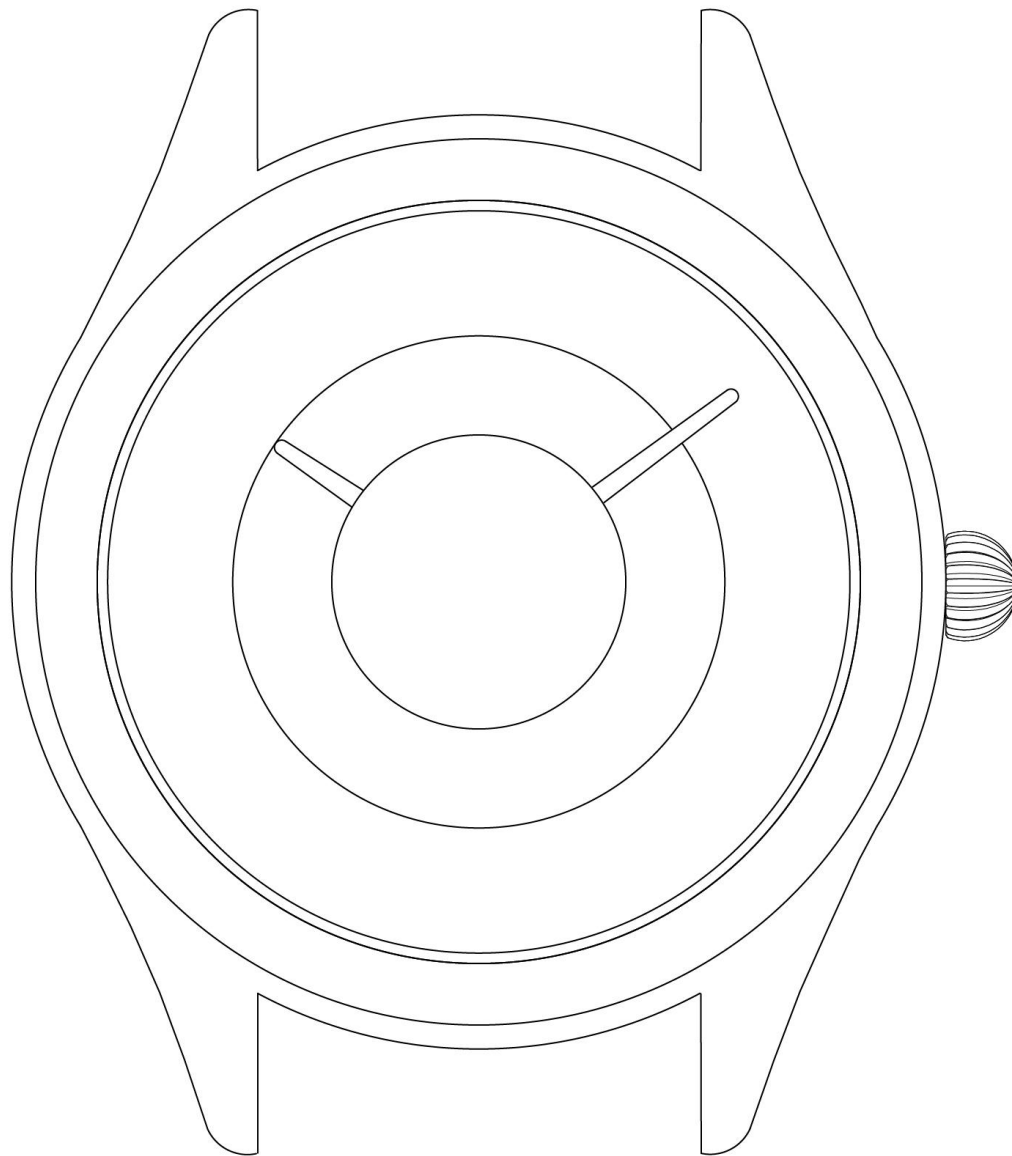
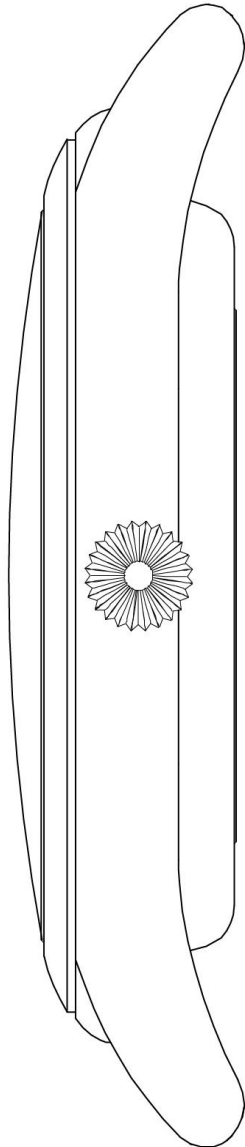


USER GUIDE



LEBOND
ATTRACTION

INDEX



1. LEBOND ATTRACTION
2. WATCH COMPONENTS
3. SETTING YOUR WATCH
4. REPLACING THE STRAP
5. CARING FOR YOUR WATCH
6. AFTER-SALES SERVICE
7. INTERNATIONAL WARRANTY

LEBOND ATTRACTION



SWISS MADE MECHANICAL AUTOMATIC WATCH THAT
PAYS TRIBUTE TO ARCHITECT ANTONI GAUDÍ ON
THE CENTURY OF HIS PASSING.

“ORIGINALITY CONSISTS IN RETURNING TO THE
ORIGIN.”

“ARCHITECTURE IS THE MOST EXPRESSIVE OF
ALL ARTS.”

“TO DO THINGS WELL, YOU NEED: FIRST, LOVE;
SECOND, TECHNIQUE.”

ANTONI GAUDÍ (1852-1926)

WATCH COMPONENTS



- 1. CASE
- 2. MOVEMENT
- 3. DIAL
- 4. HANDS
- 5. CROWN
- 6. LUGS
- 7. STRAP
- 8. DEPLOYANT CLASP

SETTING YOUR WATCH

MANUAL WINDING "POSITION A"

THERE IS NO NEED TO WIND YOUR LEBOND WATCH IF IT IS WORN DAILY. MOVING YOUR WRIST THROUGHOUT YOUR DAY PROVIDES A CONSTANT AND STABLE POWER SOURCE. WHEN YOU TAKE IT OFF, IT CAN RETAIN ITS CHARGE FOR UP TO 50 HOURS.

IN CASE IT DOES STOP, TO GET IT GOING AGAIN, SIMPLY WIND THE MOVEMENT MANUALLY BY TURNING THE CROWN CLOCKWISE 50 TIMES IN "POSITION A".

SETTING THE TIME "POSITION B"

PULL OUT THE CROWN TO "POSITION B". THEN, TURN THE CROWN COUNTER-CLOCKWISE TO SET THE EXACT HOUR AND MINUTE. FINALLY, PUSH THE CROWN BACK TO "POSITION A".

VERY IMPORTANT: DO NOT FORGET TO PUSH THE CROWN BACK TO "POSITION A", AS THE WATCH WITH THE CROWN IN "POSITION B" IS NOT WATER-RESISTANT!

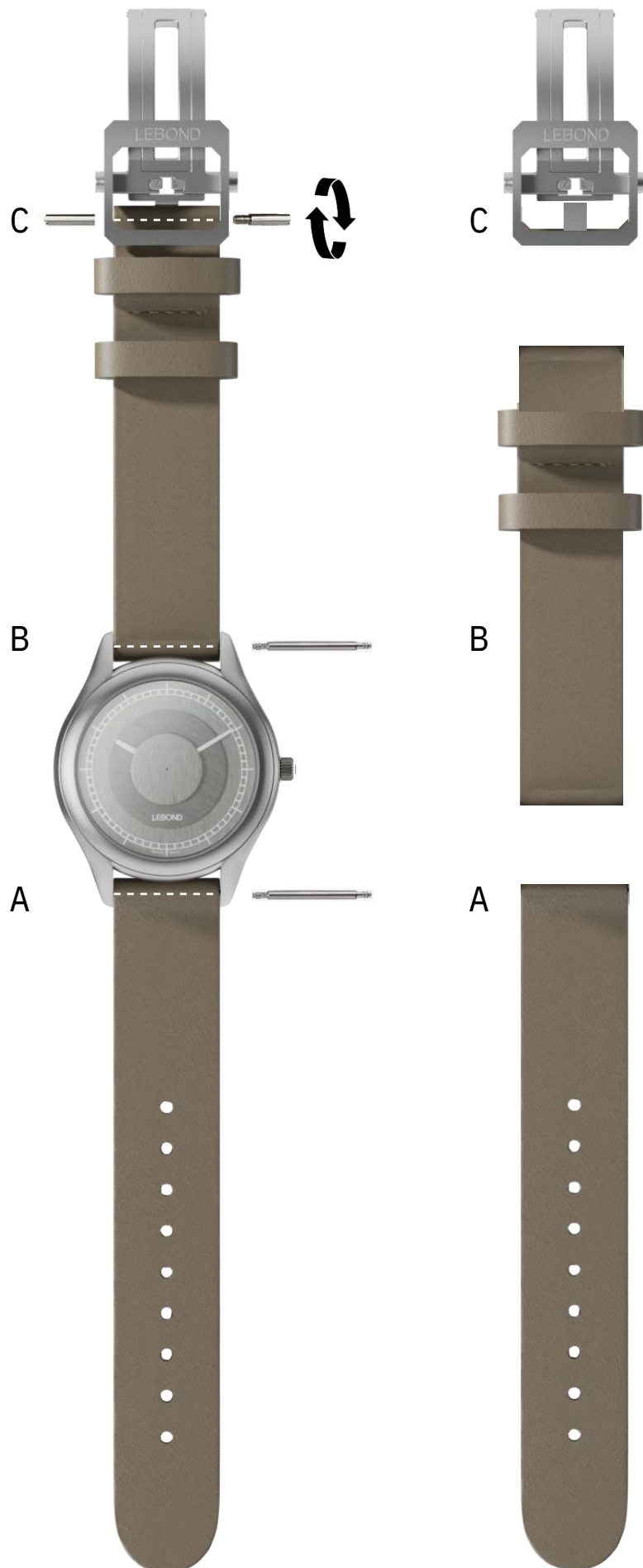


REPLACING THE STRAP

TO AVOID ANY DAMAGE TO THE WATCH OR ITS COMPONENTS, IT IS ESSENTIAL THAT LEBOND STRAP AND DEPLOYANT CLASP ARE EXCLUSIVELY REPLACED BY A CERTIFIED PROFESSIONAL.

STEPS TO BE FOLLOWED:

- PLACE THE WATCH IN A SOFT PAD TO AVOID DAMAGING ITS COMPONENTS.
- TO REMOVE THE STRAP (A-B), USE A SPRING BAR TOOL TO RELEASE SPRING BARS.
- TO INSTALL THE STRAP (A-B), USE A SPRING BAR TOOL TO SECURE THE SPRING BARS IN PLACE.
- TO REMOVE THE DEPLOYANT CLASP (C), HOLD ONE PART OF THE STRAP PIPE WITH A 2MM SCREWDRIVER AND TURN THE OTHER PART OF THE STRAP PIPE COUNTERCLOCKWISE WITH ANOTHER 2MM SCREWDRIVER UNTILL BOTH PARTS ARE DETACHED.
- TO INSTALL THE DEPLOYANT CLASP (C), INSERT ONE PART OF THE STRAP PIPE THROUGH THE STRAP HOLE AND HOLD IT USING A 2MM SCREWDRIVER. THEN, INTRODUCE THE OTHER PART OF THE STRAP PIPE THROUGH THE OTHER STRAP HOLE AND TURN IT CLOCKWISE WITH ANOTHER 2MM SCREWDRIVER UNTILL BOTH PARTS ARE FIRMLY ATTACHED TOGETHER.
- VERY IMPORTANT: SPECIAL GLUE MUST BE APPLIED TO THE SCREWS TO ENSURE THAT THEY ARE KEPT IN PLACE AT ALL TIMES.



CARING FOR YOUR WATCH



PRESERVATION

- TITANIUM GRADE 5 IS A HIGHLY LIGHTWEIGHT, STRONG, AND VISUALLY APPEALING MATERIAL. HOWEVER, WITH USE, IT IS ENTIRELY NORMAL FOR SOME MARKS TO APPEAR, WHICH WILL MAKE YOUR WATCH A UNIQUE AND EVEN MORE BEAUTIFUL PERSONAL PIECE.
- WE RECOMMEND YOU CLEANING YOUR LEBOND WATCH OCCASIONALLY WITH A MICROFIBRE CLOTH.
- TO AVOID ANY DAMAGE TO THE WATCH OR ITS COMPONENTS, IT IS ESSENTIAL THAT LEBOND WATCH CASE IS EXCLUSIVELY OPENED BY A CERTIFIED PROFESSIONAL.
- TO AVOID ANY DAMAGE TO THE WATCH OR ITS COMPONENTS, IT IS ESSENTIAL THAT LEBOND STRAP AND DEPLOYANT CLASP ARE EXCLUSIVELY REPLACED BY A CERTIFIED PROFESSIONAL.

SERVICE

WE RECOMMEND HAVING A CERTIFIED PROFESSIONAL SERVICE YOUR WATCH EVERY FIVE YEARS TO ENSURE YOUR TIMEPIECE RUNS SMOOTHLY AND LASTS A LIFETIME.

AFTER-SALES SERVICE



THE COMPANY REQUESTS CUSTOMERS WISHING TO SERVICE/REPAIR A WATCH PURCHASED THROUGH THE WEBSITE TO CONTACT THE AFTER-SALES SERVICE TEAM VIA CONTACT@LEBONDWATCHES.COM

FOR REPAIRS, IT IS HIGHLY RECOMMENDED THAT CUSTOMERS INCLUDE PICTURES OR VIDEOS THAT HELP EXPLAIN THE DAMAGE.

ONCE THE INFORMATION IS RECEIVED AND THE CONDITIONS ASSESSED, THE AFTER-SALES TEAM WILL SEND THE CUSTOMER A QUOTE OF THE SERVICE/REPAIR AND INFORM THEM ABOUT THE PROCEDURE.

INTERNATIONAL WARRANTY

The Lebond logo is a black rounded rectangle with the word "LEBOND" in white, bold, sans-serif capital letters. The letter "L" is stylized with a horizontal bar that extends to the left and then turns upwards.

LEBOND

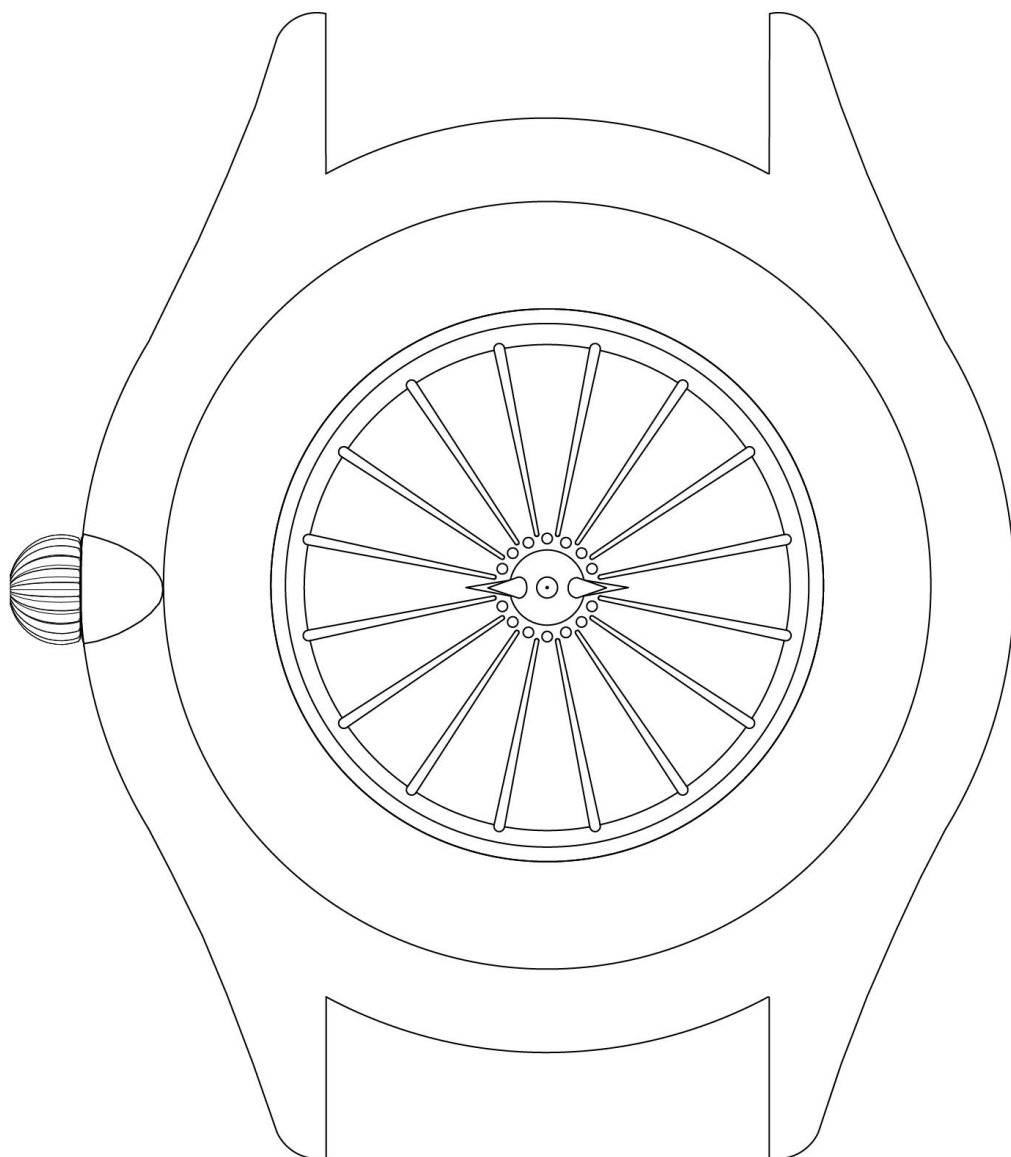
LEBOND CAREFULLY ENSURES THAT EACH PRODUCT CONFORMS STRICTLY WITH ITS QUALITY REQUIREMENTS AND THAT IT SATISFIES ALL INSPECTIONS AND TESTS, BOTH TECHNICAL AND AESTHETIC, CONDUCTED BY THE COMPANY.

LEBOND WATCHES ARE COVERED BY THE INTERNATIONAL LEBOND WARRANTY FOR A PERIOD OF THREE YEARS (STANDARD WARRANTY) OR FIVE YEARS (EXTENDED WARRANTY) FROM THE DELIVERY DATE, UNDER THE TERMS AND CONDITIONS STATED BELOW:

- THE INTERNATIONAL LEBOND WARRANTY COVERS MATERIAL AND MANUFACTURING DEFECTS DURING THE WARRANTY PERIOD.
- THE WARRANTY IS ONLY VALID IF THE WARRANTY CARD IS DATED AND CORRECTLY FILLED BY LEBOND TEAM.
- THE CUSTOMER HAS THE RIGHT TO HAVE ANY DEFECT REPAIRED FREE OF CHARGE DURING THE WARRANTY PERIOD BY PRESENTING THE WARRANTY CARD.

THE INTERNATIONAL LEBOND WARRANTY DOES NOT COVER NORMAL WEAR AND AGEING, ANY DAMAGE ON ANY PART OF THE WATCH RESULTING FROM ABNORMAL/ABUSIVE USE, LACK OF CARE, NEGLIGENCE, ACCIDENTS (KNOCKS, DENTS, MARKS, CRUSHING, BROKEN CRYSTAL, ETC.) AND/OR INCORRECT USE OF THE WATCH NOT CONSIDERING THE USER GUIDE.

THE LEBOND ATTRACTION WATCH IS 50 METERS WATER RESISTANT.



LEBOND
ATTRACTION